




TFMX-II C TYPE-2

SERIES

Electronic Multi-head Automatic Embroidery Machine



All ROUND

All-rounders to embrace
of finished goods, to say no

High-speed operation

SPEEDY


High-speed operation at 1,000 rpm offers you high productivity.

Tajima's original high technology



NEW Slim cylinder

With the new type slim cylinder that has been reduced by 12% in width, it is even better for working on children's wear or smaller pockets.



Rotary type thread breakage detection


Stable upper and lower thread breakage detection assures even at high speeds.

Rotary hook

Rotary hooks, developed by Tajima, stabilize stitching even at high speeds.

Embroidery data management

The details of embroidery data can be reviewed.
(design name, stitch count, number of color changes etc.)



The most advanced and reliable high-tech

User-friendly, Quieter operation

The latest noise reduction developments help create a quiet and pleasant working environment for operators.

Memory

The standard memory is 2,000,000 stitches and able to store a Max. of 200 designs.

Condition memory

Stitch conditions can be memorized together with embroidery data. The saved stitch conditions are applicable to job repeat or other machines.

Scale up/down, Rotate

You can scale your designs down to 50% or up to 200% in increments of 1%, and rotate in 1-degree increments.

Automatic repeat

A design can be automatically repeated up to 99 times both vertically and horizontally.

Stable stitching

EFFICIENCY

Closed-loop controlled frame driving system improves accuracy

A sensor constantly detects travel amount of embroidery frame to stop the machine immediately when it is overloaded by chance and prevents loss of the products. The best-suited frame drive activates, depending on the currently applied frames, and you will find embroidery finish as you expected.

Introduction of main shaft driven by AC servo motor

AC Servo motor has been adopted.
Accurate main shaft driving ensures reliable stitching.



Tubular goods frame

Wide range of tubular frames are available to meet all your requirement for embroidery on T-shirts, sweat shirts or other items.



Border frame (Option)

Allows for full field flat embroidery.



NEW Cap frame 2 (Option)

Embroidery on the circumference of caps up to 360mm in length. This frame has enhanced the embroidery stability whereby increasing rotational speed to 900 rpm.

PLAYER

Consider various types
of flat embroidery



Eye-friendly display, Easy operation

6.5 inch Color LCD panel

Easy-to-view 6.5 inch color LCD panel and special use keys are located in a compact design to enable operation by instinct. The job currently being embroidered on the machine is displayed on the screen in real time.



Data input

Design data can be input and output using USB memory or LAN Connection.

Sleep mode

Pressing a single button sets the machine in the standby status to reduce power source consumption. When you apply sleep mode without turning off the main power supply for intermission, you can restart the embroidery machine quickly.

functions and mechanisms

Design editing

Modify, insert or delete your embroidery design data stitch by stitch.

Satin stitch reduction and expansion

Increase or decrease actual stitch length according to the stitch length in a design.

Clean-up function

A very helpful function to automatically remove small stitches to prevent thread breakage as well as to improve production efficiency.

Frame back / forward

Frame back/forward is available in units of 1, 2 or 3 stitches, stop codes or designated stitch count.

Productivity

Production efficiency has been improved by decreasing downtime caused by color changes, thread trimming etc.

Origin return

The frame can be either manually or automatically returned to the design starting point (while the machine is stopped), even if the end point is different from the starting point.

Trace function

Confirm whether or not a design will fit in a frame before embroidery.

Automatic offset / manual offset

Facilitate applique fabric placement and frame changing.

Automatic upper/under thread trimming device ATH

Automatically operates to trim threads by commands in a design data.

Power failure control measures

You can continue to operate the machine even after an unexpected power failure during embroidery without being annoyed by a production error due to design displacement.

Network connection, using DG by Pulse (Option)

Example of connection

The embroidery machine network creates more efficient working environment.

Design transfer

You can select, import and memorize the designs, which are stored by DG/ML by Pulse in a personal computer, viewing the design list on LCD operation panel of an embroidery machine.

Production Control Report

Display a production report on the efficiency of your machines, such as total number of thread breakage etc., and then output the file.

The file can be converted to statistical data, using commercially available software.

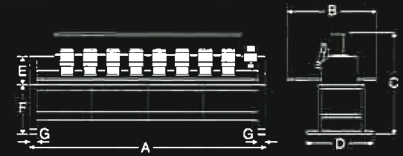


Cylinder type **TFMX-IIC** TYPE-2 series

Models	Heads	Head interval	Needles			Emb. space per head (D×W)mm					A	B	C	D	E	F	G
			9	12	15	Tubular Frame	Wide Cap Frame	Semi Wide Cap Frame	Border Frame	Pocket Frame							
TFMX-IIC	2	360	○	○		439×279			450×360			1,435	1,250				
TFMX-IIC	2	500	○	○		439×419			450×500			1,850		1,650	670	940	75
TFMX-IIC	4	360	○	○	○	439×279			450×360			2,155					
TFMX-IIC	4	500	○	○	○	439×419			450×500	65×100		2,850	1,235				
TFMX-IIC	6	360	○	○	○	439×279	75×360	83×180	450×360	100×75		2,875		1,700	950	330	990
TFMX-IIC	6	500	○	○	○	439×419			450×500			3,900					100
TFMX-IIC	8	360	○	○	○	439×279			450×360			3,645	1,250				
TFMX-IIC	8	500	○	○	○	439×419			450×500			4,900		1,705	1,000	995	

[Example of a model code] TFMX-IIC 15 08 Contents of model code: a = model name
 a b c
 b = number of needles
 c = number of heads

The practical embroidery space and the rotational speed vary depending on embroidery product, machine model, and operating conditions



Factory Option Automatic Lubrication System, Sequin Device IV, Sequin Device III Twin Type, Lochrose Embroidery Device, Position Marker


Option High-Speed Cording Device, Emb. Lamé Attachment, Cap Frame2 (Wide Cap Frame, Semi Wide Cap Frame), Border Frame, Pocket Frame, Under Thread Winder, Beam Sensor

Speed Max. 1,000rpm

Electricity 3-phase : 200~240V, 350/380/400/415/440V 50Hz/60Hz
 Single-phase : 100~120V, 200~240V 50Hz/60Hz

Power consumption 420w

Option



Sequin device IV
 Sequins in diameter of 2-22mm are applicable!
 Wide range of sequins from small to large sizes or in various shapes like noncircular or eccentric type are applicable for creation of you designs as needed, depending on your applications.



Sequin device III twin type <PAT>
 2 types of sequins with differing sizes, colors, and shapes can be mounted at both the right and left sides, respectively, thereby enabling up to 4 sequin types per head.



High speed cording device (KB-2M)
 New variation of looping or cording embroidery can be added to a design by switching between 2 kinds of attachments.

Seller

Tajima Industries Ltd.

19-22, Shirakabe 3-chome, Higashi-ku Nagoya 461-0011 JAPAN
 TEL. +81-52-932-3444, 3445 FAX. +81-52-932-2457, 3449



Please contact our distributor:



care@hsi.us | www.hsi.us | 800-394-4426